

# EuPIA Printing Ink Market Statistics 2019



## Introduction

These statistics show a summary of printing ink sales from EuPIA's more detailed Quarterly Market Sales Statistics. The findings are based on the consolidated results of data supplied by 28 EuPIA member companies who have all submitted data on a standard basis to our independent trustee who compiles the data for EuPIA. The results show sales volume in tonnes and value in €m for the latest year, 2019.

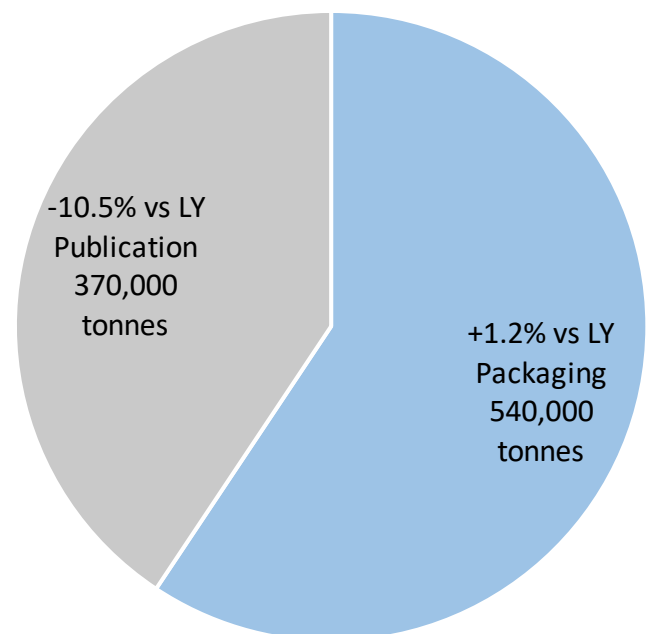
It is estimated that the sample group accounts for about 90% of total industry sales in Europe.

## Key sectors shown

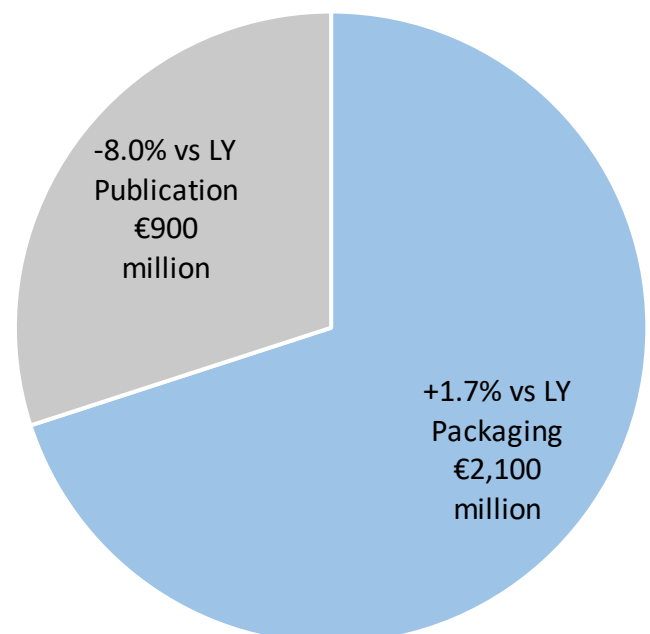
Publication Inks comprise web offset inks (coldset and heatset), sheetfed offset inks, publication gravure inks and related overprint varnishes. Examples of publications are newspapers, magazines, books and commercial prints such as brochures and flyers.

Packaging Inks comprise flexographic inks, specialty gravure inks, energy curing inks and related varnishes. Examples of packaging are flexible film packaging, rigid plastics, folding cartons and corrugated boxes.

## Sales volume for 2019



## Sales value for 2019



---

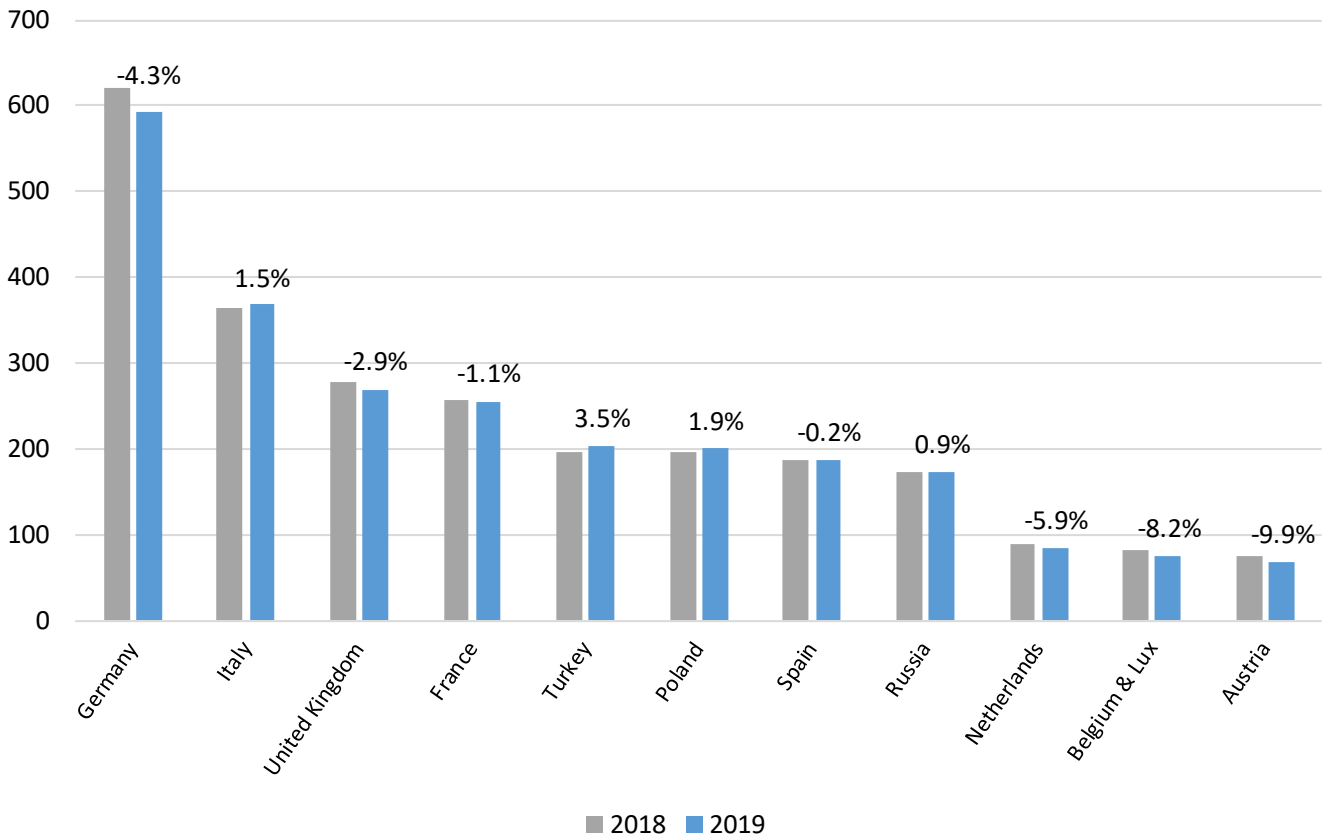
Boulevard du Triomphe, 172

BE - 1160 Brussels

Phone: +32 (0) 2 897 02 00

E-mail: [eupia@cepe.org](mailto:eupia@cepe.org) Internet: <http://www.eupia.org>

Sales Value by country 2018 to 2019 in €m



Sales Value by country 2018 to 2019 in €m

